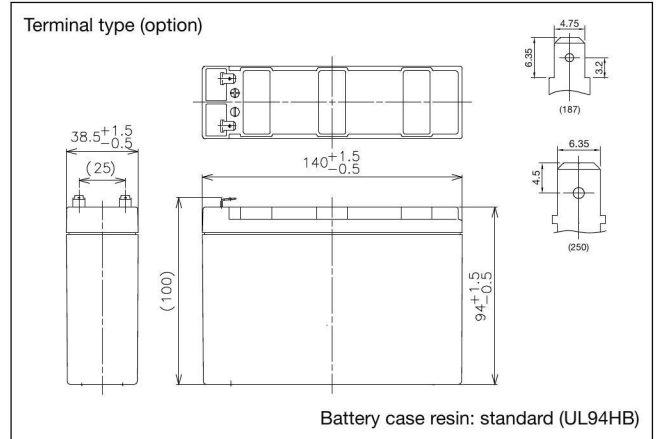


UP-RW1220P*1

For standby power supplies.
Expected trickle design life: 6 – 9 years at 20°C according to Eurobat.



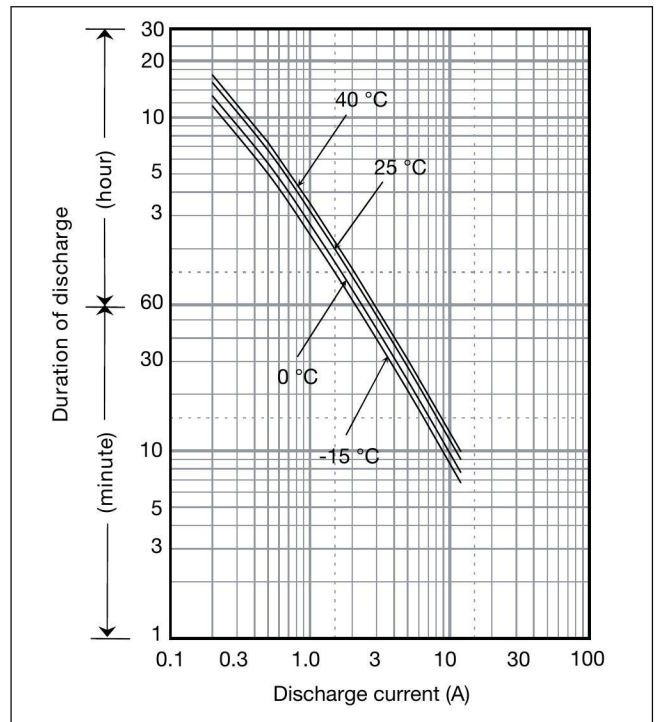
Dimensions (mm)



Specifications

Nominal voltage		12V
Nominal capacity (10 minute rate)		120W
Dimensions	Length	140mm
	Width	38.5mm
	Height	94mm
	Total Height	100mm
Approx. mass		1.35kg
Terminal		Faston 187 or Faston 250 with hole

Duration of discharge vs Discharge current



Characteristics

Capacity (25°C)	20 hour rate	57W
	10 hour rate	91W
	5 hour rate	120W
	1 hour rate	180W
Internal resistance	Fully charged battery (25°C)	44mΩ
Temperature dependency of capacity (20 hour rate)	40°C	102%
	25°C	100%
	0°C	85%
	-15°C	65%
Self discharge (25°C)	After 3 months	91%
	After 6 months	82%
	After 12 months	64%

Watt Table

(Wattage/Battery)

Cut-off V	3min	5min	10min	15min	20min	30min	45min	1h	1.5h	2h	3h	4h	5h	6h	10h	20h	24h
9.6V	237	180	120	91.0	75.0	57.0	41.8	33.4	23.0	17.8	13.2	10.2	8.39	6.75	4.47	2.42	2.02
9.9V	227	173	116	89.1	74.0	58.4	39.3	31.6	21.3	16.7	12.5	9.56	7.88	6.36	4.21	2.29	1.91
10.2V	217	167	113	87.0	73.0	52.0	37.9	30.2	20.3	15.9	12.0	9.24	7.60	6.14	4.05	2.22	1.85
10.5V	197	152	108	84.5	69.5	49.5	35.4	28.3	18.7	14.8	11.6	8.86	7.26	5.83	3.88	2.12	1.77
10.8V	177	137	102	82.0	66.0	47.0	33.7	26.6	17.8	13.4	10.7	8.33	6.77	5.49	3.68	2.02	1.69

Ampere Table

(Ampere/Battery)

Cut-off V	3min	5min	10min	15min	20min	30min	45min	1h	1.5h	2h	3h	4h	5h	6h	10h	20h	24h
9.6V	21.3	16.1	10.7	7.91	6.47	4.87	3.56	2.84	1.95	1.50	1.11	0.85	0.70	0.56	0.373	0.202	0.169
9.9V	20.4	15.6	10.4	7.75	6.38	4.99	3.35	2.68	1.80	1.41	1.05	0.80	0.66	0.53	0.351	0.190	0.159
10.2V	19.5	15.0	10.1	7.57	6.29	4.44	3.23	2.56	1.72	1.34	1.01	0.77	0.63	0.51	0.338	0.185	0.154
10.5V	17.7	13.7	9.60	7.35	5.99	4.23	3.02	2.41	1.59	1.25	0.97	0.74	0.61	0.49	0.323	0.177	0.148
10.8V	15.9	12.3	9.11	7.13	5.69	4.02	2.87	2.26	1.51	1.13	0.90	0.70	0.57	0.46	0.306	0.169	0.140

*1 This battery is also available with a flame retardant battery case resin (UL94 V-0).



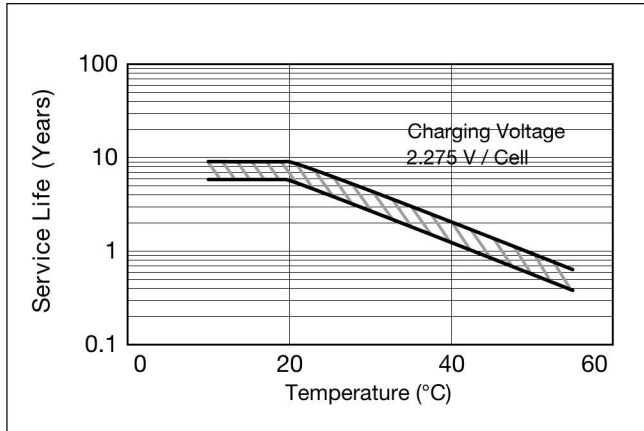
Charging Method

Trickle use Control voltage: 13.6 - 13.8V; Initial current: 0.6A or smaller

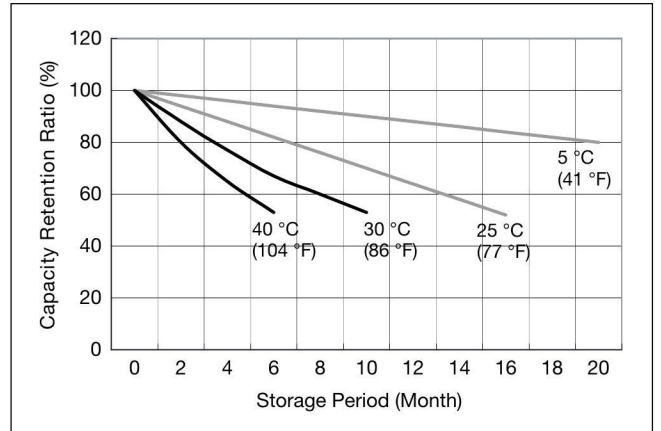
Cut off voltage

Discharge current	0.2A - 0.8A	0.8A - 2A	2A - 4A	4A - 8A	8A - 12A
Cut off voltage (V)	10.5	10.2	9.9	9.3	8.7

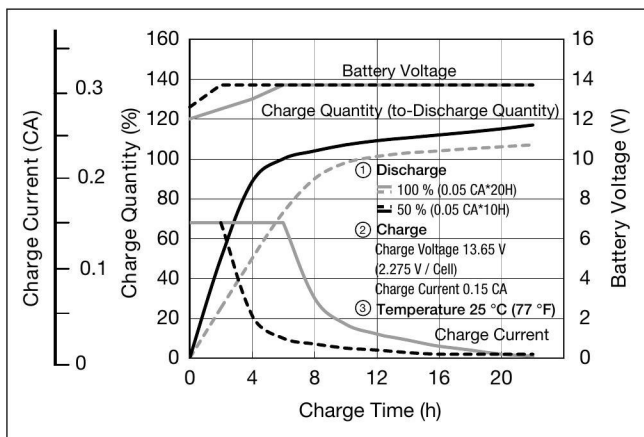
Influence of Temperature on Trickle life



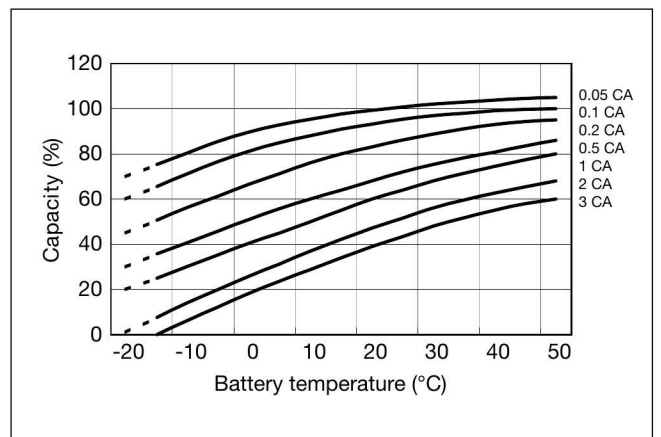
Residual capacity vs storage period



Constant-voltage and constant-current charge characteristics for Trickle use



Discharge capacity by temperature and by discharge current



Discharge characteristics

